

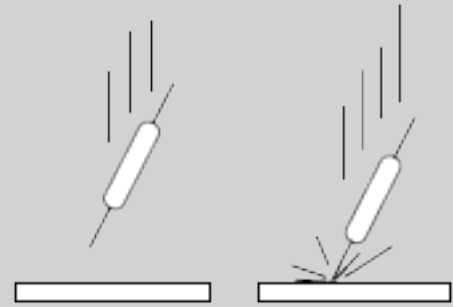


 XSIS
Distribution

APPLICATION NOTES FOR REED SWITCHES

Shock Resistance

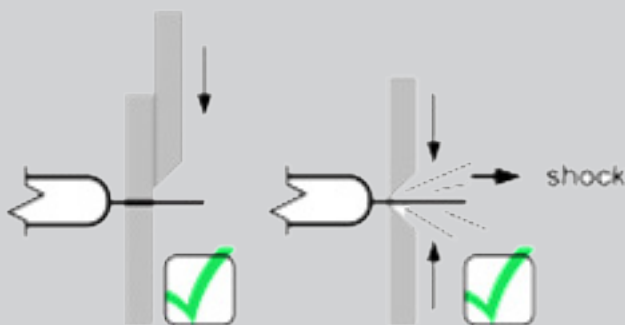
Generally Reed Switches provide high shock resistance up to 100 g. Still a drop on a hard surface can generate a shock of several 100 g, which can lead to de-adjustment of contacts. Switches having been dropped should be re-tested for sensitivity before usage!



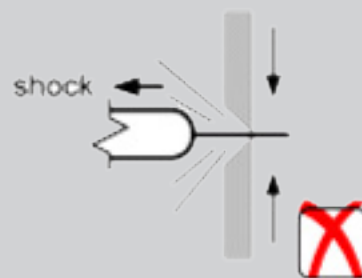
Do's and Don'ts when cutting and bending Reed Switches

Incorrect bending or cutting of terminals may lead to cracks in the sealing area due to heavy mechanical stress. To avoid this problem the remaining part of terminal between glass body and point of bending resp. cutting, should be gripped tightly.

Cutting

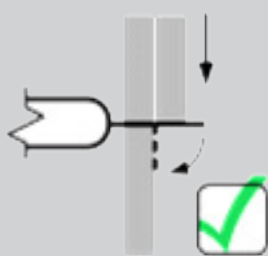


Forces directed away from Reed Switch

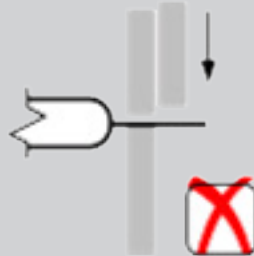


Forces directed toward Reed Switch!

Bending



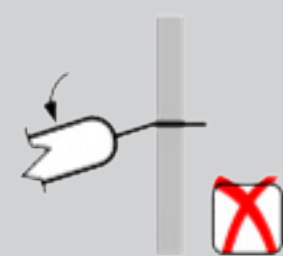
Terminal gripped tightly between glass body and point of bending



Terminal not gripped



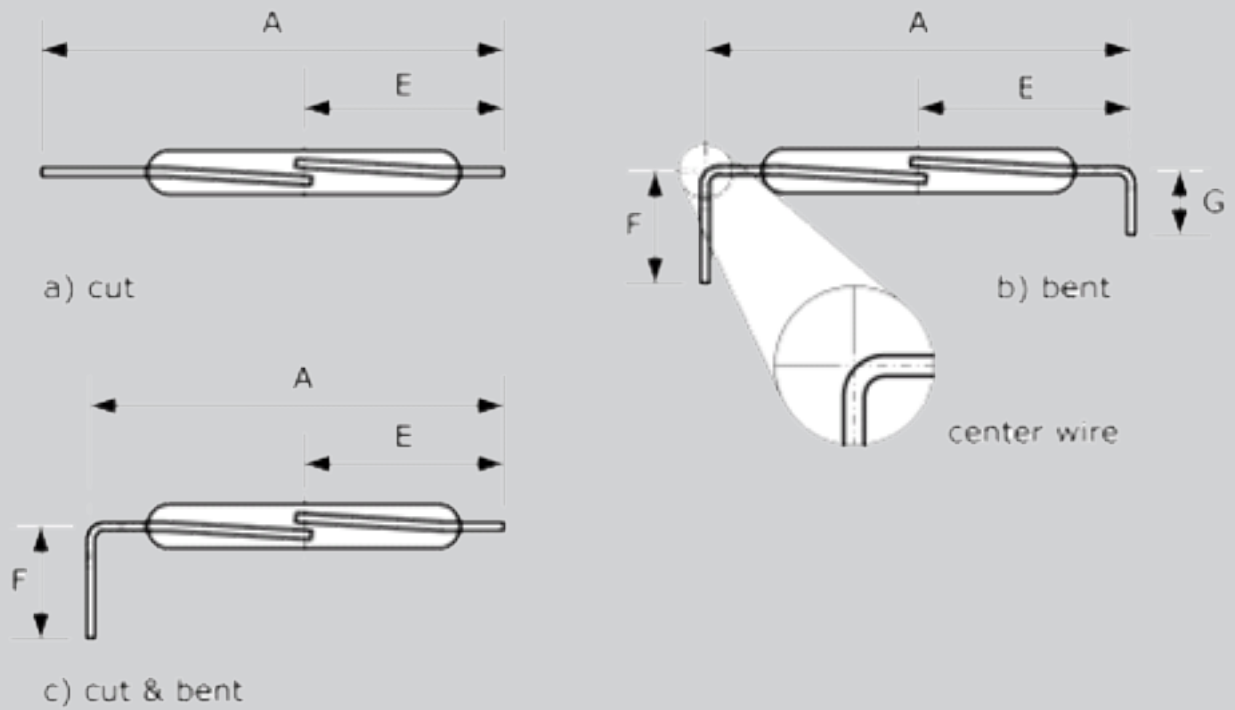
Gripped on glass body



Terminal not gripped between glass body and point of bending

Dimensioning of modified Reed Switches

We supply Reed Switches with terminals modified to nearly any requirement. Dimensioning should be made according to the examples below.





ExSIS Distribution srl

Via Trieste, 25

20096 Seggiano di Pioltello (MI) – Italy

phone (+39)02/92271552 – fax (+39)02/94750560

info.exsis@exsis.it – www.exsis.it