

MS-213-3



**MS-213-3**

Miniature Reed Sensor

Electrical Characteristics		@ 25 °C
Contact form		A
Contact rating max.	W / VA	10
Switching voltage max.	VDC	180
	VAC	130
Switching current max.	A	0.7
Carry current max.	A	1
Breakdown voltage min.	VDC	200
Total resistance max. (initial)	mΩ	300
Insulation resistance min.	Ω	10 <sup>9</sup>

Features
➤ Compact size
➤ Mechanically protected
➤ Replaces various competitors types
➤ Various sensitivity ranges available

Magnetical Characteristics (of unmodified Reed Switch)		@ 25 °C
Pull in range available	AT	10 - 25
Drop out min.	AT	4
Test coil	TC -	010
Test equipment tolerance	± AT	2

Approvals

Operating Characteristics (of unmodified Reed Switch)		@ 25 °C
Switching frequency max.	Hz	500
Resonant frequency typ.	Hz	5000
Operate time max. (incl. bounce)	ms	0.5
Release time max.	ms	0.3

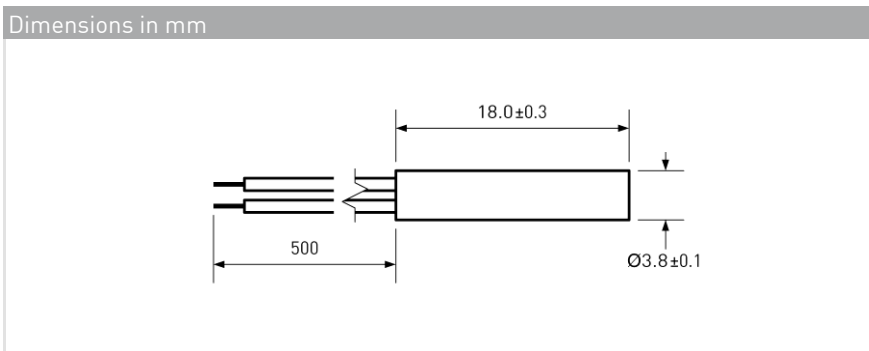
Environmental Characteristics		
Operating temperature	°C	-20 to + 85
Vibration (50-2000 Hz)	g	20
Shock (1/2 sin 11 ms)	g	100

Ordering Information	
Packing Unit	50 pcs
Weight per piece	2.54 g
Weight per package	140 g
Standard AT Ranges	

- 1 = 10 to 15 AT
- 2 = 15 to 20 AT
- 3 = 20 to 25 AT

**Ordering Example**  
MS-213-3-2 describes MS-213-3 with 15 to 20 AT.

**Remarks**  
When mounted onto ferromagnetic parts switching distance of MS-213-3 may reduce. Electromagnetical influences and magnetic fields may change the switching behaviour of the sensor.



Material Information		
	Material	Colour
Housing	ABS	black
Cable	UL 1061, AWG 26, 4 mm stripped and tinned	black
Potting compound	Epoxy	black



# MS-213-3

## Miniature Reed Sensor

### Electrical Characteristics @ 25 °C

Contact form		A
Contact rating max.	W / VA	10
Switching voltage max.	VDC	180
	VAC	130
Switching current max.	A	0.7
Carry current max.	A	1
Breakdown voltage min.	VDC	200
Total resistance max. (initial)	mΩ	300
Insulation resistance min.	Ω	10 <sup>9</sup>

### Features

- Compact size
- Mechanically protected
- Replaces various competitors types
- Various sensitivity ranges available

### Magnetical Characteristics (of unmodified Reed Switch) @ 25 °C

Pull in range available	AT	10 - 25
Drop out min.	AT	4
Test coil	TC -	010
Test equipment tolerance	± AT	2

### Approvals



### Operating Characteristics (of unmodified Reed Switch) @ 25 °C

Switching frequency max.	Hz	500
Resonant frequency typ.	Hz	5000
Operate time max. (incl. bounce)	ms	0.5
Release time max.	ms	0.3

### Environmental Characteristics

Operating temperature	°C	-20 to + 85
Vibration (50-2000 Hz)	g	20
Shock (1/2 sin 11 ms)	g	100

### Ordering Information

Packing Unit	50 pcs
Weight per piece	2.54 g
Weight per package	140 g
Standard AT Ranges	

- 1 = 10 to 15 AT
- 2 = 15 to 20 AT
- 3 = 20 to 25 AT

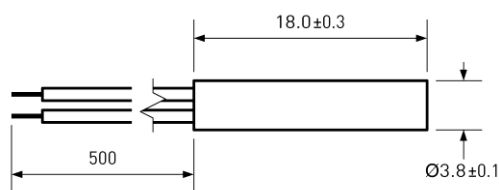
### Ordering Example

MS-213-3-2 describes MS-213-3 with 15 to 20 AT.

### Remarks

When mounted onto ferromagnetic parts switching distance of MS-213-3 may reduce. Electromagnetical influences and magnetic fields may change the switching behaviour of the sensor.

### Dimensions in mm



© PIC GmbH

### Material Information

	Material	Colour
Housing	ABS	black
Cable	UL 1061, AWG 26, 4 mm stripped and tinned	black
Potting compound	Epoxy	black



# MS-213-3

## Miniature Reed Sensor

### Electrical Characteristics @ 25 °C

Contact form		A
Contact rating max.	W / VA	10
Switching voltage max.	VDC	180
	VAC	130
Switching current max.	A	0.7
Carry current max.	A	1
Breakdown voltage min.	VDC	200
Total resistance max. (initial)	mΩ	300
Insulation resistance min.	Ω	10 <sup>9</sup>

### Features

- Compact size
- Mechanically protected
- Replaces various competitors types
- Various sensitivity ranges available

### Magnetical Characteristics (of unmodified Reed Switch) @ 25 °C

Pull in range available	AT	10 - 25
Drop out min.	AT	4
Test coil	TC -	010
Test equipment tolerance	± AT	2

### Approvals



### Operating Characteristics (of unmodified Reed Switch) @ 25 °C

Switching frequency max.	Hz	500
Resonant frequency typ.	Hz	5000
Operate time max. (incl. bounce)	ms	0.5
Release time max.	ms	0.3

### Environmental Characteristics

Operating temperature	°C	-20 to + 85
Vibration (50-2000 Hz)	g	20
Shock (1/2 sin 11 ms)	g	100

### Ordering Information

Packing Unit	50 pcs
Weight per piece	2.54 g
Weight per package	140 g
Standard AT Ranges	

- 1 = 10 to 15 AT
- 2 = 15 to 20 AT
- 3 = 20 to 25 AT

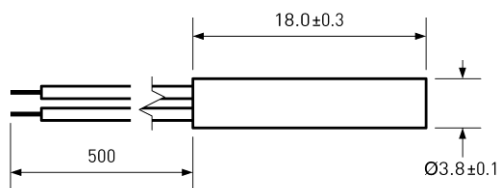
### Ordering Example

MS-213-3-2 describes MS-213-3 with 15 to 20 AT.

### Remarks

When mounted onto ferromagnetic parts switching distance of MS-213-3 may reduce. Electromagnetical influences and magnetic fields may change the switching behaviour of the sensor.

### Dimensions in mm



© PIC GmbH

### Material Information

	Material	Colour
Housing	ABS	black
Cable	UL 1061, AWG 26, 4 mm stripped and tinned	black
Potting compound	Epoxy	black