

## MS-313-3






## MS-313-3

World's smallest Reed Sensor Flatpack

Electrical Characteristics		@ 25 °C
Contact form		A
Contact rating max.	W / VA	10
Switching voltage max.	VDC	150
	VAC	120
Switching current max.	A	0.5
	Carry current max.	A
Breakdown voltage min.	VDC	200
Total resistance max. (initial)	mΩ	400
Insulation resistance min.	Ω	10 <sup>9</sup>

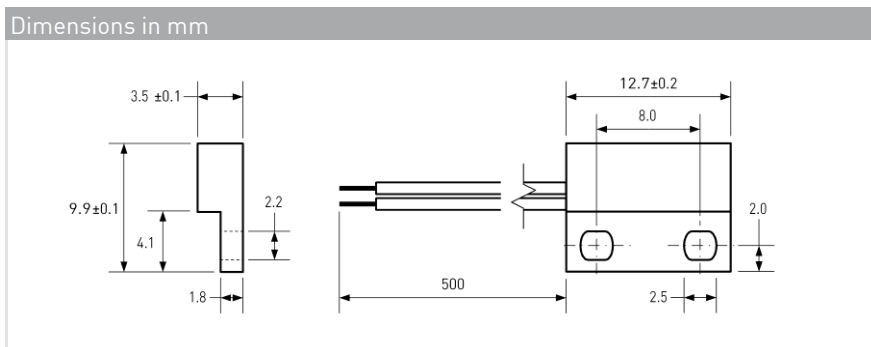
Features
➤ Adjustable switching point
➤ Customized types available
➤ Various sensitivity ranges available

Magnetical Characteristics (of unmodified Reed Switch)		@ 25 °C
Pull in range available	AT	10 - 20
Drop out min.	AT	4
Test coil	TC	010
Test equipment tolerance	± AT	2

Approvals




Operating Characteristics (of unmodified Reed Switch)		@ 25 °C
Switching frequency max.	Hz	600
Resonant frequency typ.	Hz	12000
Operate time max. (incl. bounce)	ms	0.3
Release time max.	ms	0.1

Environmental Characteristics	
Operating temperature	°C -20 to +85
Vibration (50-2000 Hz)	g 10
Shock (1/2 sin 11 ms)	g 50



Ordering Information	
Packing Unit	50 pcs
Weight per piece	3.4 g
Weight per package	185 g
Standard AT Ranges	
	1 = 10 to 15 AT
	2 = 15 to 20 AT

Ordering Example  
 MS-313-3-2-0500 describes  
 MS-313-3 with 15 to 20 AT.

MS-313-3



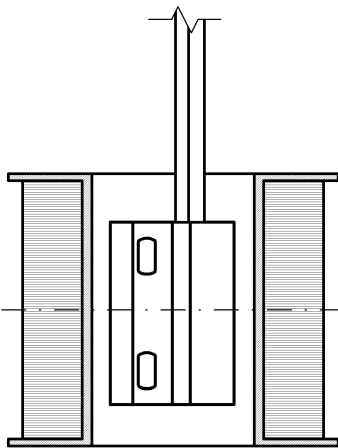
**MS-313-3**

World's smallest Reed Sensor Flatpack

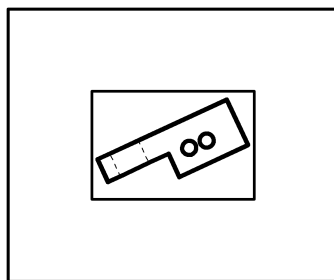
Material Information

	Material	Colour
Housing	ABS	black
Potting compound	Epoxy	black
Cable	UL 1007/1569, AWG 26, 4 mm stripped and tinned	black

Test Procedure of final Reed Sensor



Test Coil placed in vertical position



Reed Sensor diagonally centered in Test Coil

Test Parameters

Test coil	TC-320
Test programs	
AT range	Test program
1 =	MS-313-3-1
2 =	MS-313-3-2

Remarks

When mounted onto ferromagnetic parts switching distance of MS-313-3 may reduce.  
Electromagnetical influences and magnetic fields may change the switching behaviour of the sensor.

Only non-ferromagnetic screws to be used for mounting.

Matching actuator MSM-313 available as well.