

LP-1001TH

Reed Switch Chain

Electrical Characteristics (of unmodified Reed Switch)

@ 25°C

Contact form		A
Contact material		Ru
Contact rating max.	W / VA	10
Switching voltage max.	VDC	180
	VAC	130
Switching current max.	A	0.7
Carry current max.	A	1.0
Breakdown voltage min.	VDC	200

Magnetical Characteristics (of unmodified Reed Switch)

@ 25°C

Pull in range available	AT	10 – 15
Drop out min.	AT	4
Test coil	TC	010
Test equipment tolerance	± AT	2

Environmental Characteristics

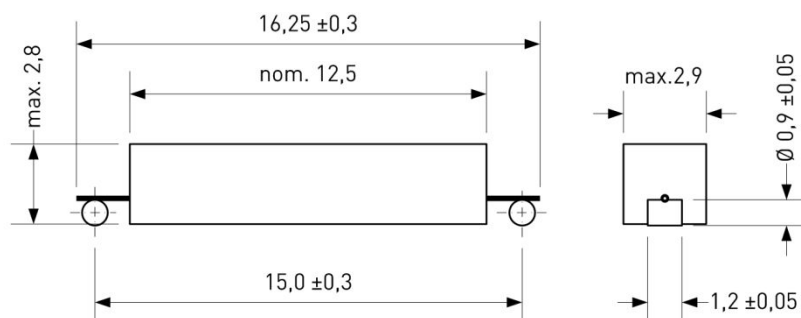
Operating temperature max.	°C	+125
Vibration (50-2000 Hz)	g	20
Shock (1/2 sin 11 ms)	g	100
Soldering temperature max. (max. 10 sec.)	°C	+255

Life Expectancy (of single Reed Switch)

Resistive load	Voltage	Current	Operations
	0.02 VDC	0.01 A	2 x 10 ⁹
	10 VDC	0.01 A	5 x 10 ⁷

Material information

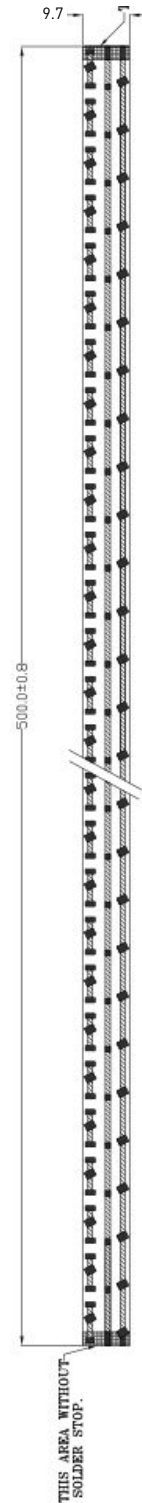
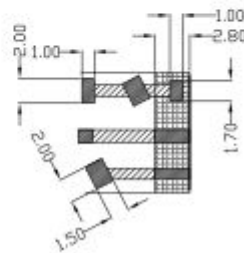
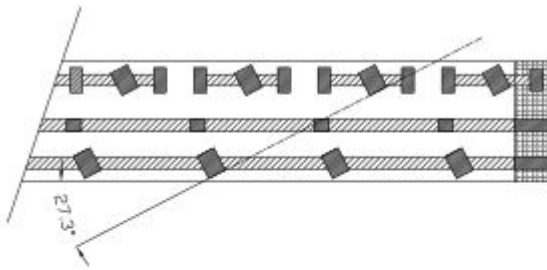
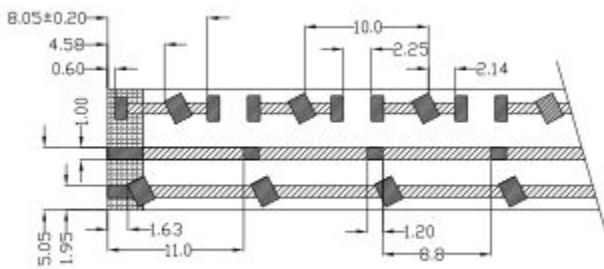
PCB	0140222-A PCB 500.0x9.7x1.6
Resistors	Minimelf SMD 0204 10 Ohm ± 1%, 49pcs
Reed Switches	PMC-1001TH 10-15 AT, 49 pcs



LP-1001TH

Reed Switch Chain

Dimensions in mm

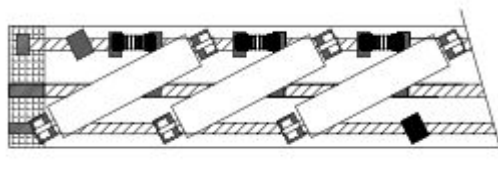


LP-1001TH

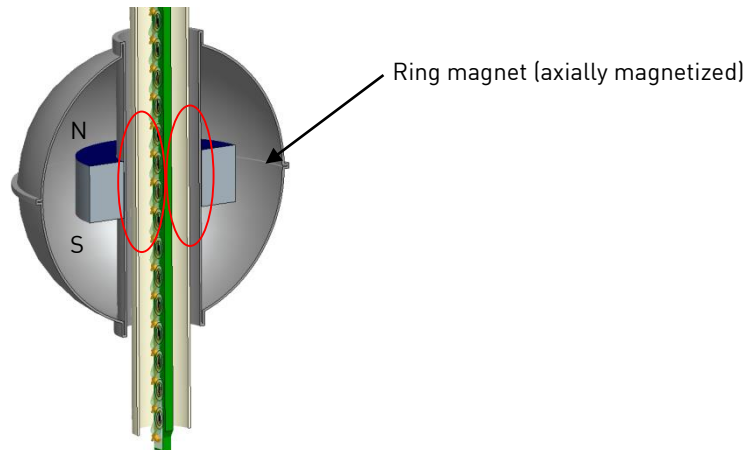
Reed Switch Chain



Schematic diagram



Example of activation



Recommended inner diameter of tube: 11.0 mm

Recommended float: PFC-5252-2 (suitable for outer tube diameter 13.0 mm)