

## PMC-0701S



## PMC-0701S

Micro SMD Reed Switch

### Electrical Characteristics @ 25 °C

Contact form		A
Contact material		Ru
Contact rating max.	W / VA	10
Switching voltage max.	VDC	150
	VAC	120
Switching current max.	A	0.5
Carry current max.	A	0.7
Breakdown voltage min.	VDC	200
	VAC	200
Contact resistance max. (initial)	mΩ	200
Insulation resistance min.	Ω	10 <sup>9</sup>

### Magnetical Characteristics (of unmodified Reed Switch) @ 25 °C

Pull in range available	AT	10 - 20
Drop out min.	AT	4
Test coil	TC	010
Test equipment tolerance	± AT	1

### Operating Characteristics @ 25 °C

Switching frequency max.	Hz	600
Resonant frequency typ.	Hz	12000
Operate time max. (incl. bounce)	ms	0.3
Release time max.	ms	0.1

### Environmental Characteristics

Operating temperature	°C	-40 to +125
Storage temperature	°C	-40 to +125
Soldering temperature max.	°C	300
Vibration (50-2000 Hz)	g	10
Shock (1/2 sin 11 ms)	g	50
Lead tensile strength min.	kg	2

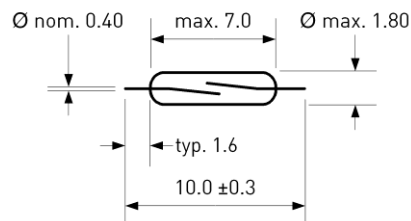
### Features

- > typ. Load resistive
- > Minimum height above PCB
- > Over 1 billion reliable operations at dry circuits or low level loads
- > No power supply required
- > Perfect economical alternative to Hall switches
- > hermetically sealed: nC
- > Electrical ratings valid above 10 AT

### Approvals



### Dimensions in mm



### Ordering Information

Packing Unit	3000 pcs
Weight per piece	0.03 g
Weight per package	650 g
Reel size	13 inches
Standard AT ranges	

10 to 15 AT  
15 to 20 AT

### Ordering example

PMC-0701S1520 describes  
PMC-0701S with 15 to 20 AT.

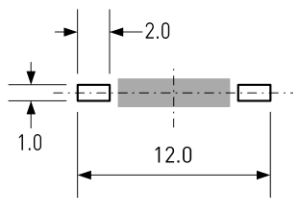
## PMC-0701S



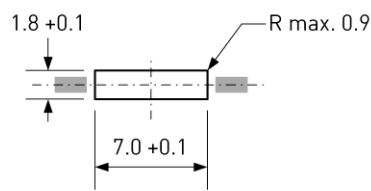
## PMC-0701S

Micro SMD Reed Switch

### Recommended PCB Layout in mm



Pad sizes

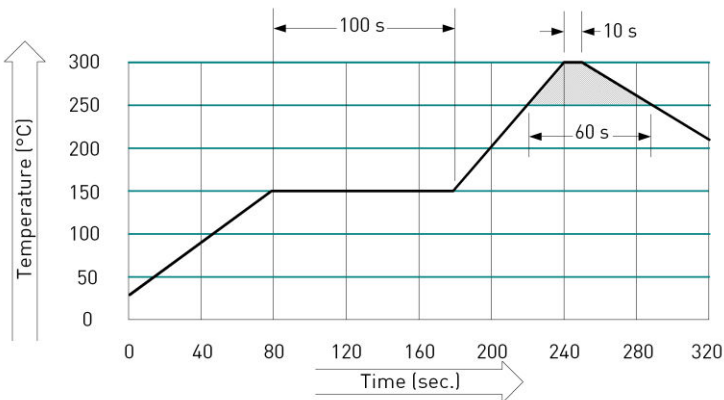


PCB cutout



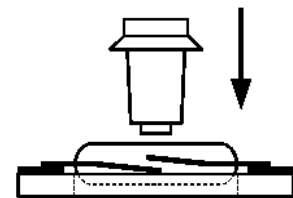
Final assembly position

### Soldering Information



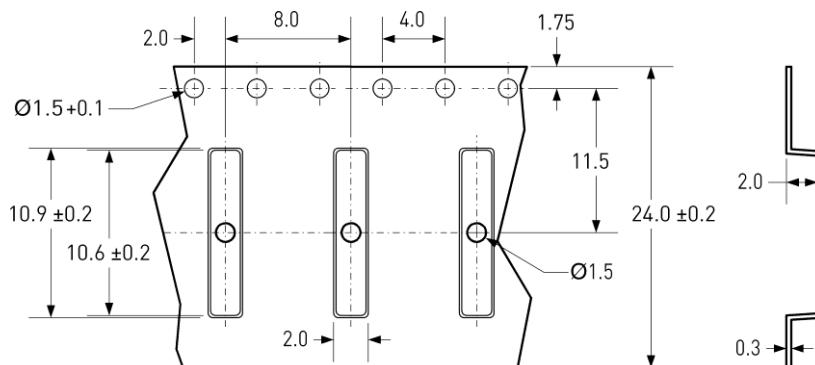
### Mounting Force

Recommended Mounting Force	2 N
Maximum Mounting Force	5 N



### Tape Dimensions in mm

Tolerance  $\pm 0.1$  unless otherwise specified



### Remarks

When placed onto ferromagnetic parts switching distance of PMC-0701S may reduce.

Electromagnetical influences and magnetic fields may change the switching behaviour of the SMD Reed Switch.