

PMC-2021S



PMC-2021S

High Power SMD-Reed
Switch

Electrical Characteristics @ 25 °C

| | | |
|-----------------------------------|--------|------------------|
| Contact form | | A |
| Contact material | | Ru |
| Contact rating max. | W / VA | 50 |
| Switching voltage max. | VDC | 200 |
| | VAC | 250 |
| Switching current max. | A | 1.5 |
| Carry current max. | A | 2 |
| Breakdown voltage min. | VDC | 400 |
| Contact resistance max. (initial) | mΩ | 100 |
| Insulation resistance min. | Ω | 10 ¹⁰ |

Magnetical Characteristics (of unmodified Reed Switch) @ 25 °C

| | | |
|--------------------------|------|---------|
| Pull in range available | AT | 25 - 40 |
| Drop out min. | AT | 5 |
| Test coil | TC | 020 |
| Test equipment tolerance | ± AT | 2 |

Operating Characteristics @ 25 °C

| | | |
|----------------------------------|----|------|
| Switching frequency max. | Hz | 300 |
| Resonant frequency typ. | Hz | 2600 |
| Operate time max. (incl. bounce) | ms | 1 |
| Release time max. | ms | 0.4 |

Environmental Characteristics

| | | |
|----------------------------|----|-------------|
| Operating temperature | °C | -60 to +125 |
| Storage temperature | °C | -60 to +125 |
| Soldering temperature max. | °C | 300 |
| Vibration (50-2000 Hz) | g | 20 |
| Shock (1/2 sin 11 ms) | g | 50 |
| Lead tensile strength min. | kg | 4 |

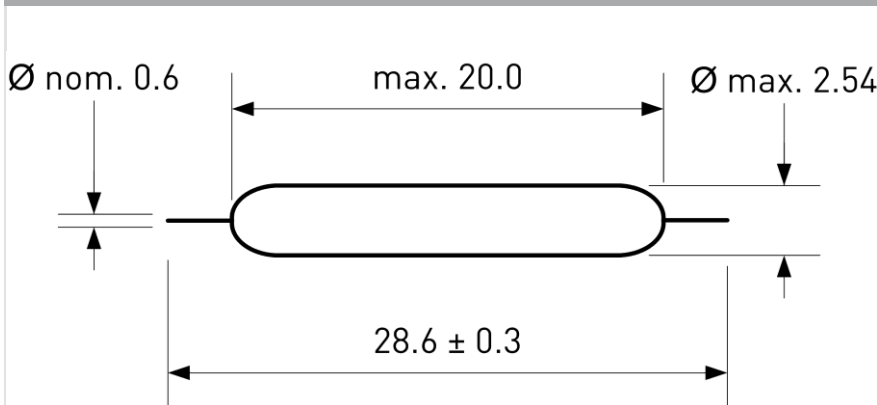
Features

- Minimum height above PCB
- Suitable for automated assembly
- hermetically sealed: nC
- Tape & reel packaging
- Various sensitivity ranges available
- typ. Load resistive

Approvals



Dimensions in mm



Position of contact blades not oriented.

Ordering Information

| | |
|--------------------|-----------|
| Packing Unit | 2500 pcs |
| Weight per piece | 0.17 g |
| Weight per package | 1150 g |
| Reel size | 13 inches |
| Standard AT ranges | |

- 25 to 30 AT
- 30 to 35 AT
- 35 to 40 AT

Ordering example

PMC2021S2530 describes
PMC-2021S with 25-30 AT

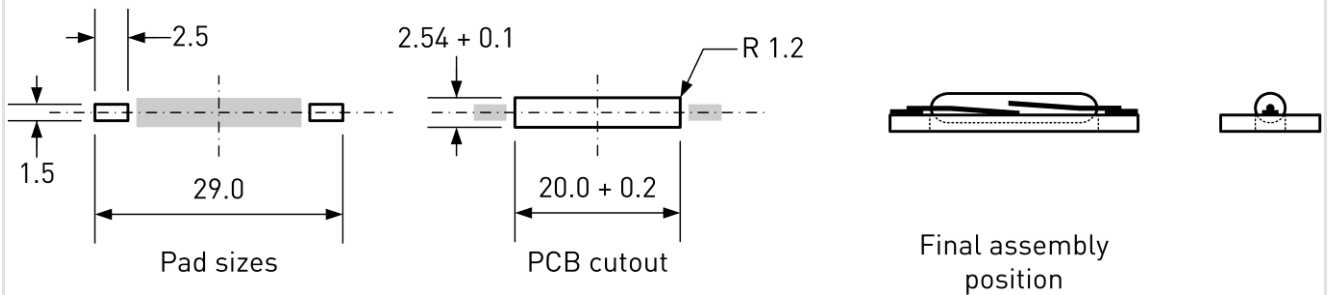
PMC-2021S



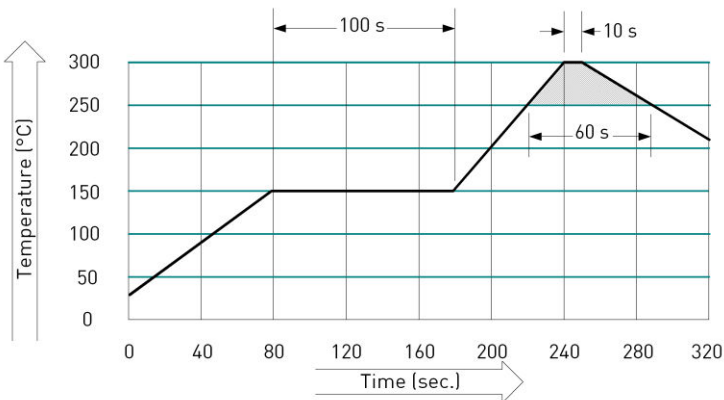
PMC-2021S

High Power SMD-Reed
Switch

Recommended PCB Layout in mm

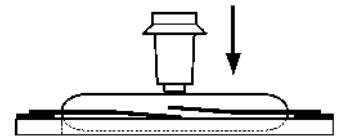


Soldering Information



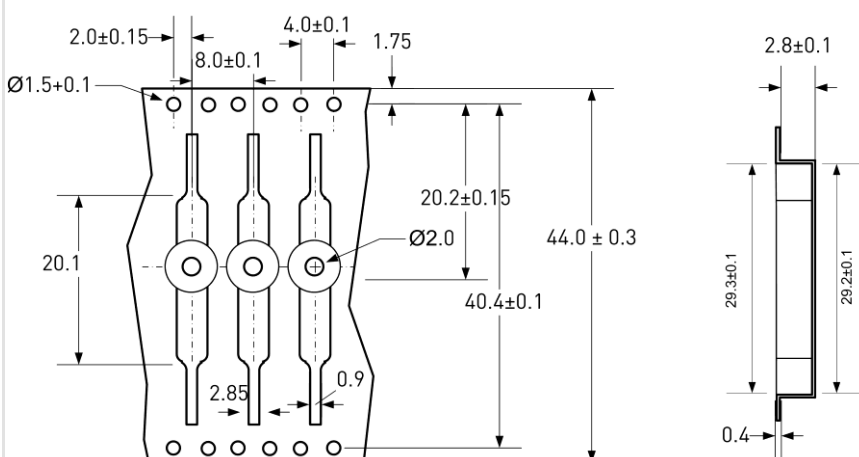
Mounting Force

| | |
|----------------------------|------|
| Recommended Mounting Force | 3 N |
| Maximum Mounting Force | 10 N |



Tape Dimensions in mm

Tolerance ± 0.1 unless otherwise specified



Remarks

When placed onto ferromagnetic parts switching distance of PMC-2021S may reduce.

Electromagnetical influences and magnetic fields may change the switching behaviour of the SMD Reed Switch.