

MS-210-3






MS-210-3

Ultraminiature Reed Sensor

Electrical Characteristics		@ 25 °C
Contact form		A
Contact rating max.	W / VA	10
Switching voltage max.	VDC	150
	VAC	120
Switching current max.	A	0.5
Carry current max.	A	0.7
Breakdown voltage min.	VDC	200
Total resistance max. (initial)	mΩ	300
Insulation resistance min.	Ω	10 ⁹

Features
<ul style="list-style-type: none"> ➤ Small size ➤ No power supply required

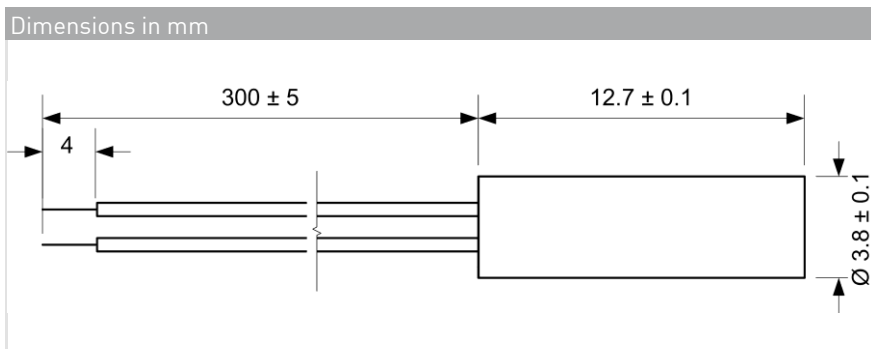
Magnetical Characteristics (of unmodified Reed Switch)		@ 25 °C
Pull in range available	AT	10 - 20
Drop out min.	AT	3
Test coil	TC	10
Test equipment tolerance	± AT	2

Approvals




Operating Characteristics (of unmodified Reed Switch)		@ 25 °C
Switching frequency max.	Hz	600
Resonant frequency typ.	Hz	12000
Operate time max. (incl. bounce)	ms	0.3
Release time max.	ms	0.1

Environmental Characteristics		
Operating temperature	°C	-30 to +80
Vibration (50-2000 Hz)	g	20
Shock (1/2 sin 11 ms)	g	100

© PIC GmbH



Ordering Information	
Packing Unit	50 pcs
Weight per piece	2.3 g
Weight per package	130 g
Standard AT Ranges	
	1 = 10 to 15 AT
	2 = 15 to 20 AT
Ordering Example	
MS-210-3-1 describes MS-210 with 10-15 AT	

MS-210-3



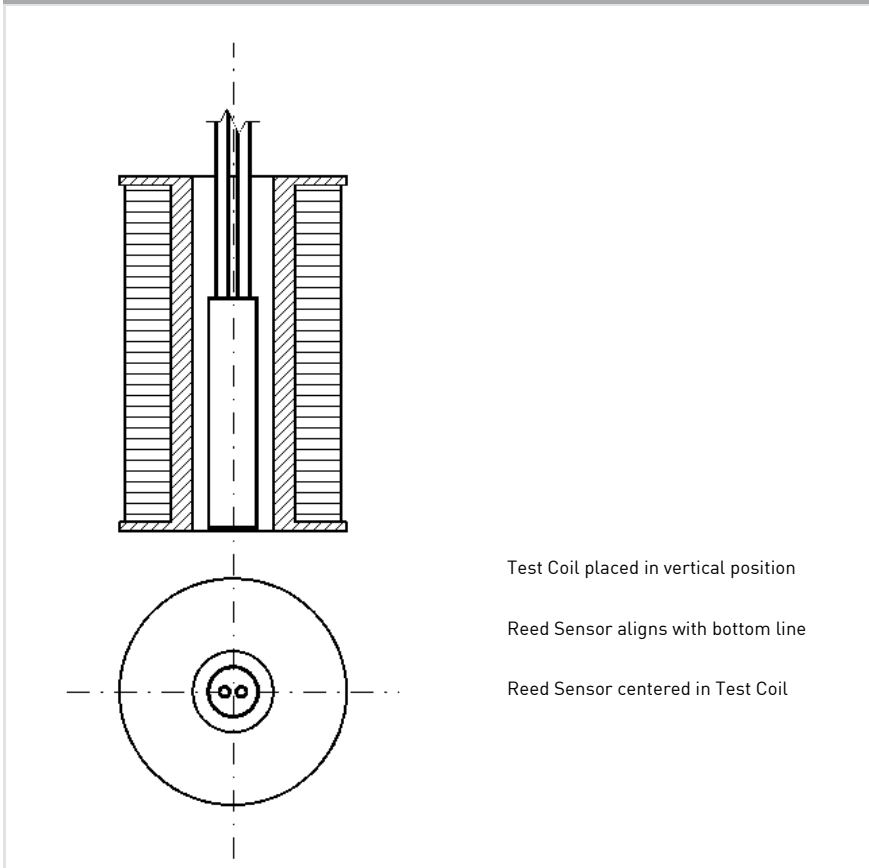
MS-210-3

Ultraminiature Reed Sensor

Material Information

	Material	Colour
Housing	ABS	black
Potting compound	Epoxy	black
Cable	UL 1061, AWG 26, 4 mm stripped and tinned	black

Test Procedure of final Reed Sensor



Test Parameters

Test coil	TC-093
Test programs	
AT range	Test program
1 =	MS-210-3-1
2 =	MS-210-3-2

Remarks

When mounted onto ferromagnetic parts switching distance of MS-210-3 may reduce.
Electromagnetical influences and magnetic fields may change the switching behaviour of the sensor.