

MS-324-4







MS-324-4

Form C Reed Sensor Flatpack

Electrical Characteristics		@ 25 °C
Contact form		C
Contact rating max.	W / VA	5
Switching voltage max.	VDC	175
	VAC	120
Switching current max.	A	0.25
Carry current max.	A	1.5
Breakdown voltage min.	VDC	200
Total resistance max. (initial)	mΩ	200
Insulation resistance min.	Ω	10 ⁹

Features
➤ Compact size
➤ Adjustable switching point
➤ Various sensitivity ranges available
➤ typ. Load resistive

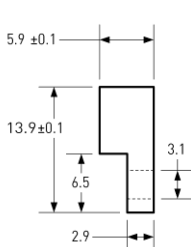
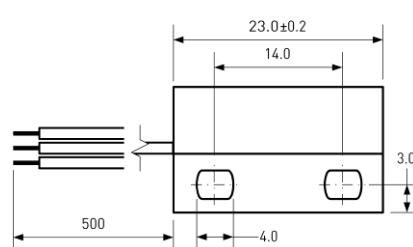
Magnetical Characteristics (of unmodified Reed Switch)		@ 25 °C
Pull in range available	AT	15 - 30
Drop out min.	AT	5
Test coil	TC -	200
Test equipment tolerance	± AT	2

Approvals





Operating Characteristics (of unmodified Reed Switch)		@ 25 °C
Switching frequency max.	Hz	100
Resonant frequency typ.	Hz	1100
Operate time max. (incl. bounce)	ms	0.7
Release time max.	ms	1

Environmental Characteristics		
Operating temperature	°C	-20 to + 85
Vibration (50-2000 Hz)	g	30
Shock (1/2 sin 11 ms)	g	50

Ordering Information	
Packing Unit	50 pcs
Weight per piece	6.3 g
Weight per package	325 g
Standard AT Ranges	
2 =	15 to 20 AT
3 =	20 to 25 AT
4 =	25 to 30 AT

Dimensions in mm	
	

Ordering Example	
MS-324-4-2 describes MS-324-4 with 15 to 20 AT.	

Remarks
When mounted onto ferromagnetic parts switching distance of MS-324-4 may reduce. Electromagnetical influences and magnetic fields may change the switching behaviour of the sensor.

Material Information		
Housing	Material: ABS	Colour: black
Cable	UL 1007/1569, AWG 26, 4 mm stripped and tinned	COM: black, NO: grey, NC: white
Potting compound	Epoxy	black